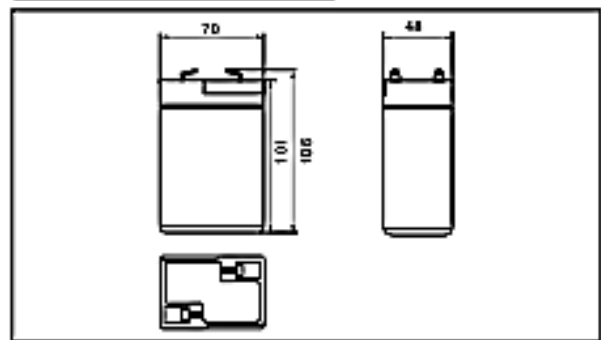


## BT-6-4.5 (6V 4.5 AH)



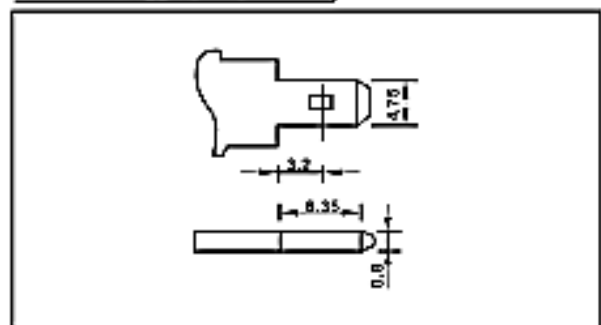
### Outer dimensions (mm)



### Specifications

Nominal Voltage		6 V
Rated capacity (20hour rate)		4.5 Ah
Dimensions	Total Height	106 mm(4.17 inches)
	Height	101 mm(3.98 inches)
	Length	70 mm(2.76 inches)
	Width	48 mm(1.89 inches)
Weight Approx		0.8 Kg(1.76 lbs)

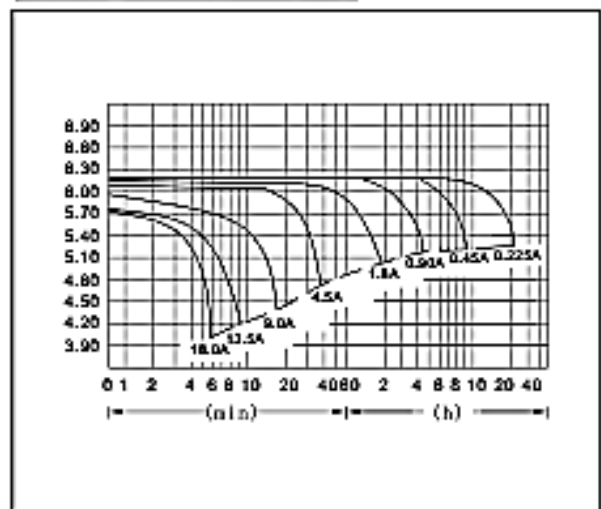
### Terminal Type (mm)



### Characteristics

Capacity 25°C(77°F)	20 hour rate(0.225A)	4.50 AH
	10 hour rate(0.41A)	4.10 AH
	5 hour rate(0.77A)	3.65 AH
	1 hour rate(2.70A)	2.70 AH
	1.5 hour discharge to 5.25 V	1.8 A
Internal Resistance	Full charged Battery at 25°C(77°F)	18 m Ω
Capacity affected by Temperature (20hour rate)	40°C(104°F)	102%
	25°C(77°F)	100%
	0°C(32°F)	85%
	-15°C(5°F)	65%
Self-Discharge at 25°C(77°F)	Capacity after 3 month storage	91%
	Capacity after 6 month storage	82%
	Capacity after 12 month storage	64%
Terminal		T1
Charge (constant Voltage)	Cycle	Initial Charging Current less than 1.8A Voltage 7.05-7.20V
	Float	Voltage 6.75-6.90V

### Discharge Curves 25 °C(77 °F)



Constant Current(Amp) and Constant Power(Watt) Discharge Table at 25 (77 ) °C °F

Time	5min	10min	15min	30min	1h	2h	3h	4h	5h	6h	10h	20h	
4.80V	A	18.0	12.2	8.6	5.2	2.70	1.58	1.16	0.93	0.79	0.52	0.43	0.230
	W	96	65	45	27	15.6	9.1	6.7	5.4	4.6	3.0	2.5	1.35
5.10V	A	16.2	11.1	7.7	4.9	2.53	1.51	1.13	0.90	0.77	0.51	0.42	0.230
	W	90	61	43	27	14.6	8.7	6.5	5.2	4.5	3.0	2.4	1.31
5.25V	A	15.3	10.5	7.2	4.8	2.45	1.48	1.11	0.86	0.77	0.51	0.41	0.225
	W	87	60	41	27	14.2	8.6	6.4	5.0	4.5	2.9	2.4	1.30
5.40V	A	14.3	10.0	6.8	4.6	2.37	1.44	1.09	0.84	0.73	0.49	0.40	0.223
	W	83	58	39	27	13.8	8.4	6.3	4.9	4.3	2.8	2.3	1.28
5.55V	A	13.5	9.5	6.3	4.5	2.29	1.41	1.03	0.82	0.70	0.48	0.39	0.210
	W	80	55	37	27	13.6	8.3	6.1	4.9	4.2	2.7	2.3	1.27